



FOLDING CLOTHES

Age category : 6-12 years

Authors: Stăncioiu Anca Maria

Competences:

- The students will know how to correctly fold clothes
- The students will know how to keep their closet organized
- The students will know how to sort clothing items in categories
- The students will develop personal autonomy skills and become independent

Competences according to European curriculum:

<http://eur-lex.europa.eu/legal-content/EN/TXT/?uri=LEGISSUM%3Ac11090>

Formative assessment:

- Explain the steps for learning the correct way to fold clothes
- Sorting the clothing items in categories

Summative Assessment:

- Organizing the folded clothes in the closet

Specific vocabulary list/Keywords:

- Clothes, wardrobe, pants, t-shirt, blouse, shirt, shorts, dress, skirt, jacket, sweater, hat, gloves, fold, organize, sort, messy





Short description of the educational context/scenario:

The teacher and the children will watch the movie "Folding clothes". The children will be asked if they know how to fold clothes and keep their closet organized. The teacher will then present a very messy closet and empty it. The teacher will show the clothing items and the sign for each item. The children will sign the items that are shown. The children will be asked if they remember from the movie the correct way to fold clothes. They will watch the movie again. One child can explain the steps for correctly folding clothes and another child can sort the clothing items in categories. The children will practise the folding and the sorting of the clothes. The children can then put the clothes back into the closet in the correct way. The teacher will give the educational sheet to the children. The children will complete the educational sheet. The teacher will assist the students.

Materials needed/Technical requirements:

- Clothes, wardrobe, educational sheet, laptop, TV

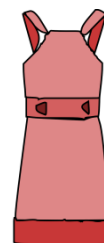
Focus on sign language:

- Sign the new vocabulary, sign the items used to make this activity, sign the steps



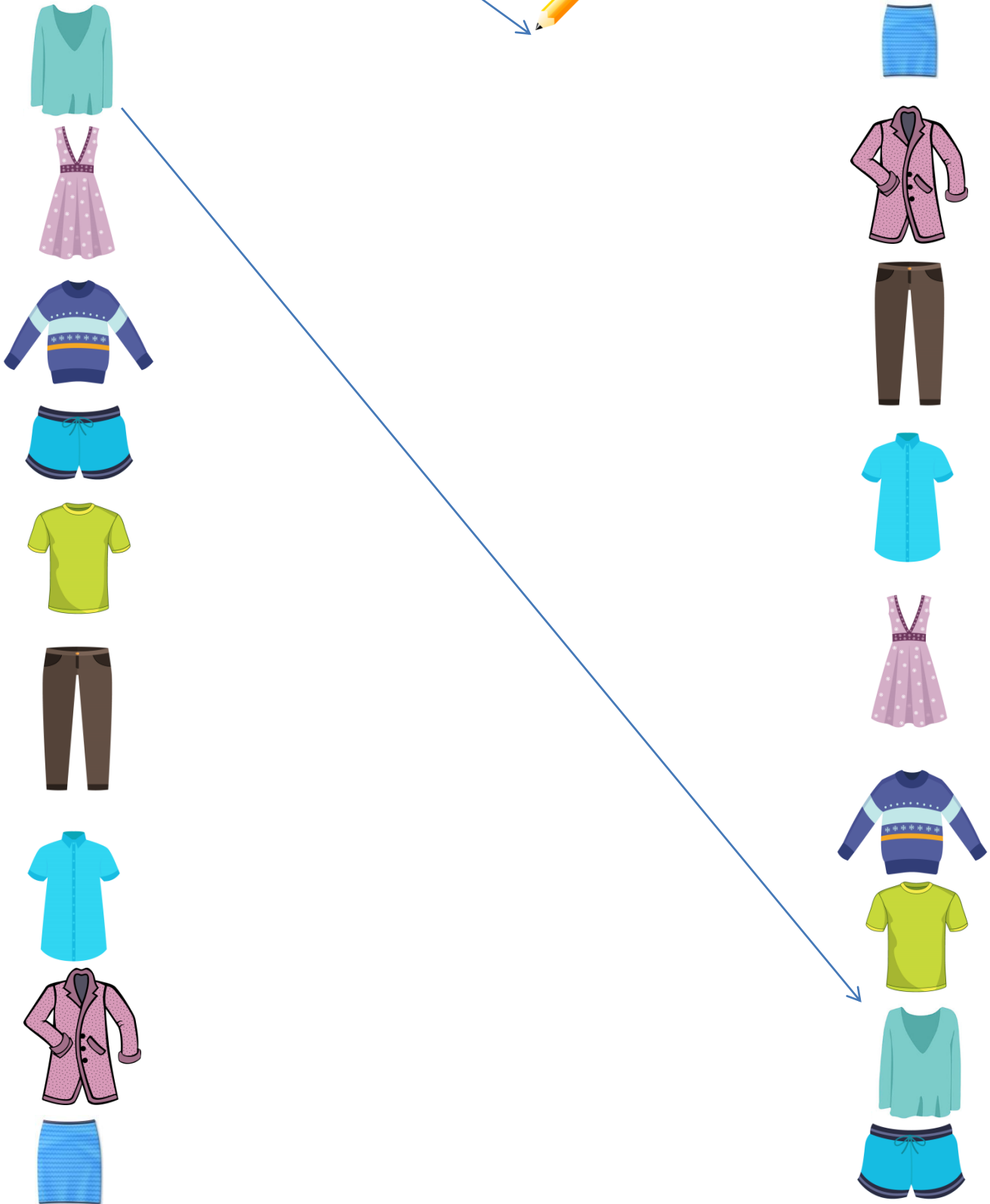


1. Circle the clothes.





2. Match the images.



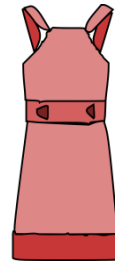


3. Sort the images by category.









4. Sort the images by weather.





5. Sort the pictures by category.





6. Match the image with the correct word.



Pants



Dress



T-shirt



Sweater



Skirt



Hat



Blouse



Jacket



Shirt




Shorts





7. Search the words for the pictures in the box.

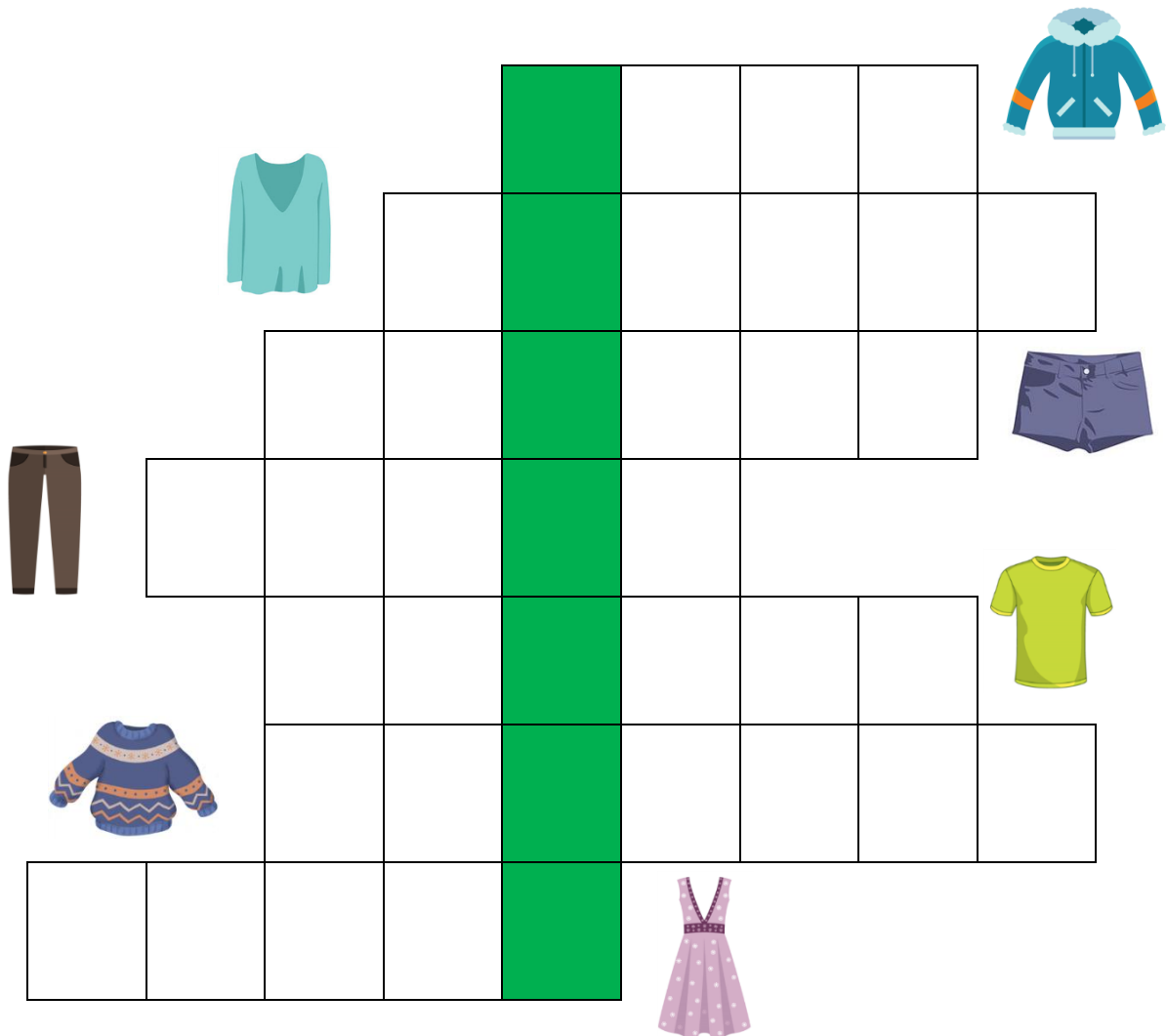


| | | | | | | | | | | | | | |
|---|---|---|---|---|---|---|---|---|---|---|---|---|---|
| B | P | I | R | C | S | H | I | R | T | U | V | Z | W |
| L | R | S | Z | R | U | X | W | F | Q | G | H | D | B |
| O | X | E | F | P | G | R | H | F | M | K | H | J | H |
| U | R | B | K | A | M | B | K | L | Y | T | D | J | B |
| S | Z | Q | W | N | T | Y | M | X | J | Q | S | A | C |
| E | R | H | A | T | T | T | D | Q | S | V | M | C | V |
| M | B | K | R | S | G | Q | S | M | W | N | J | K | R |
| T | Y | M | K | L | M | V | M | R | E | D | G | E | R |
| P | D | R | E | S | S | M | B | K | A | W | R | T | O |
| W | X | Z | H | T | H | T | Y | M | T | J | K | W | F |
| R | Z | S | U | J | G | L | O | V | E | S | I | H | N |
| E | S | K | W | F | L | D | X | Q | R | B | W | Q | X |
| T | D | I | H | N | N | G | H | D | B | U | X | W | R |
| Q | S | R | V | M | B | K | H | J | H | G | R | H | P |
| V | M | T | R | T | Y | M | T | S | H | I | R | T | N |





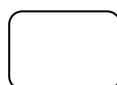
8. Find the word in the green box.





9. Order the images in the correct way.

1,2,3...





10. Select the correct image.

☐☐☐☐☐☐☐☐



11. Order the images in the correct way.

1,2,3...





Extend / Enrichment / Prolongations Web links with others digital tools:

1. www.freepik.com
2. www.pixabay.com

